



THE GOVERNOR JOHN ENGLER
**CENTER FOR
CHARTER SCHOOLS**
CENTRAL MICHIGAN UNIVERSITY

SPRING 2022-23 ACADEMIC PERFORMANCE REPORT

FlexTech High School

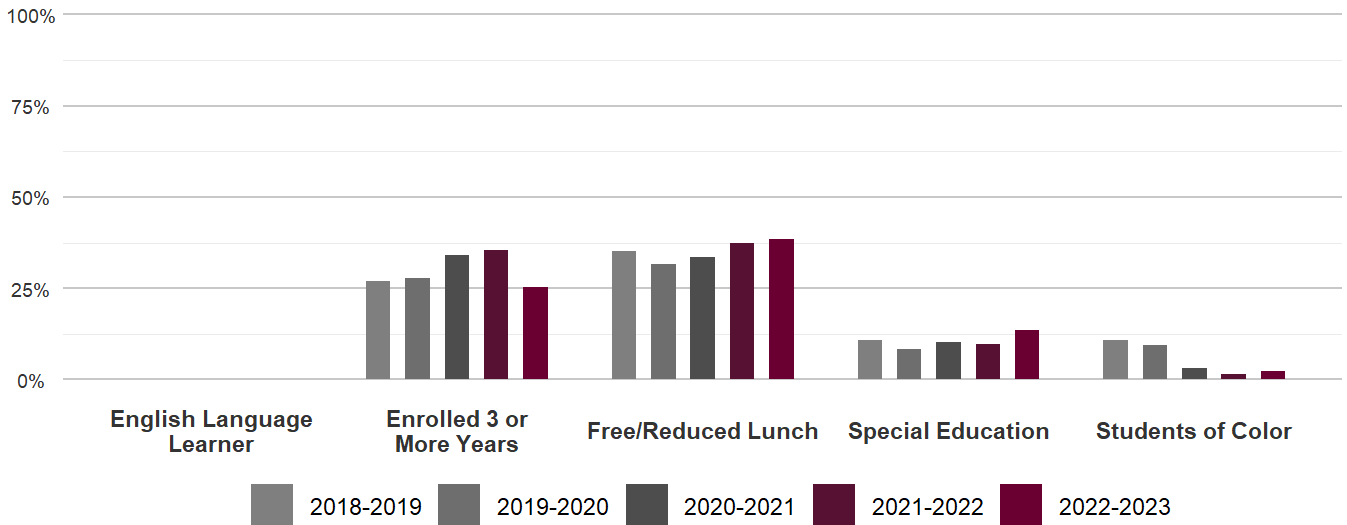


September 2023

FlexTech High School

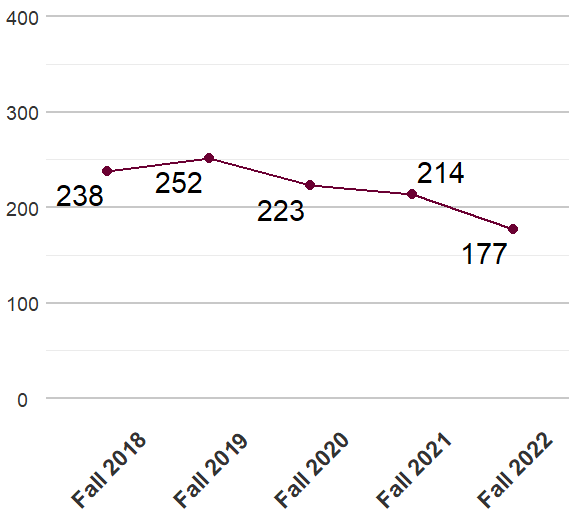
SPRING 2022-23 ACADEMIC PERFORMANCE REPORT

Overview



	2018-19	2019-20	2020-21	2021-22	2022-23
English Language Learner	0.0%	0.0%	0.0%	0.0%	0.0%
Special Education	10.9%	8.3%	10.3%	9.8%	13.6%
Free/Reduced Lunch	35.3%	31.7%	33.6%	37.4%	38.4%
Students of Color	10.9%	9.5%	3.1%	1.4%	2.3%
Enrolled 3 or More Years	26.9%	27.8%	34.1%	35.5%	25.3%

Enrollment



Where Students Come From

Assigned District	Students
Brighton Area Schools	38
South Lyon Community Schools	34
Howell Public Schools	28
Pinckney Community Schools	12
Whitmore Lake Public School District	10
Fenton Area Public Schools	9
Fowlerville Community Schools	7
Huron Valley Schools	7
Hartland Consolidated Schools	6
Other	27

FlexTech High School

SPRING 2022-23 ACADEMIC PERFORMANCE REPORT

Scholastic Aptitude Test (SAT)

The Scholastic Aptitude Test (SAT) is an assessment given during each school year. The state of Michigan requires that the Academy assess all grade 11 students using the SAT in Evidence Based Reading and Writing (EBRW) and Mathematics. For Academies that serve high school students, the Charter Contract contains goals related to SAT performance in several ways. The primary goal associated with the SAT is that 60% of students meet the CCR benchmarks in EBRW and 40% of students meet the CCR benchmarks in Mathematics. If the Academy does not meet the primary target, they can demonstrate progress toward meeting the target by exhibiting a positive trend, over-time. The Center also compares each Academy's performance to traditional districts where students would otherwise attend if not enrolled at the Academy. The Center uses a weighted average to calculate the performance of a "composite district" representing all districts where students at the Academy would otherwise attend. This "district" is called the Composite Resident District (CRD).

Achievement

SAT (grade 11) in Evidence-Based Reading and Writing (EBRW) and Mathematics help us measure whether students are 'on-track' towards college readiness. The percentage of students meeting or surpassing grade level college readiness benchmarks on the SAT gives us a sense of how the school is performing towards this goal.


2022-23 - Percent of Students at the Academy Who Meet SAT College and Career Readiness (CCR) Benchmarks



Comparative Achievement (CRD) - SAT

The percentage of students meeting or surpassing grade level on-track benchmarks is compared to the school's Composite Resident District percentage. This illustrates to us how the school is performing in preparing students for college and career readiness compared to the schools where students would attend based on residency. The metric presented displays the difference between the percentage of the Academy's students that meet the benchmark and the percentage of the CRD's students that meet the benchmark.

2022-23 - Percent of Students at the Academy Who Meet SAT College and Career Readiness (CCR) Benchmarks vs. CRD



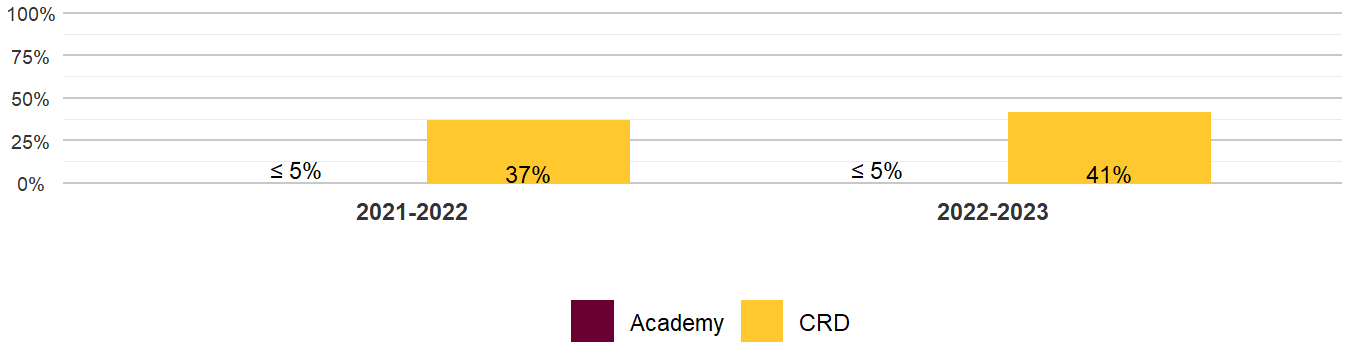
* Family Education Rights and Privacy Act (FERPA). Federal law that prohibits student-identifiable education data from being publicly disseminated. A group of 5% or fewer students may be considered to contain student-identifiable data.

FlexTech High School

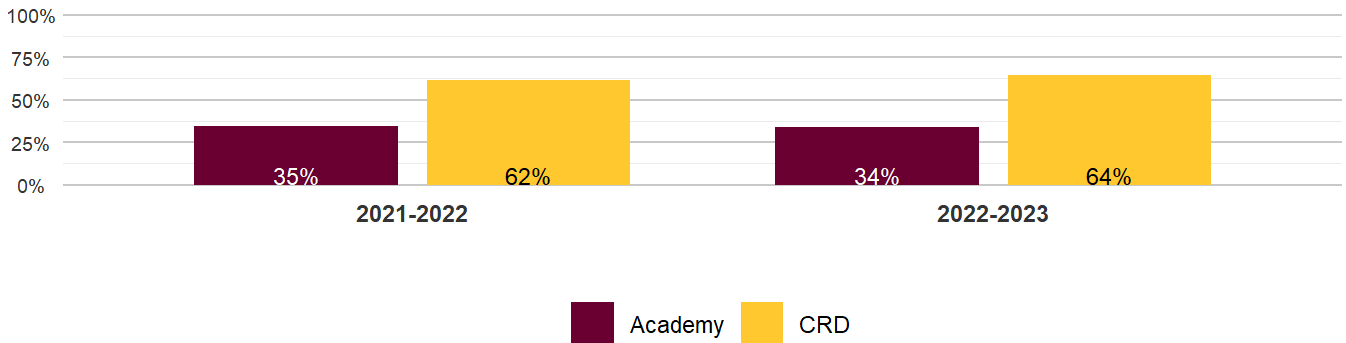
Spring 2022-23 ACADEMIC PERFORMANCE REPORT

Percent of Students at the Academy Who Meet SAT College and Career Readiness (CCR) Benchmarks vs. CRD

School-Wide by Year Mathematics



EBRW





THE GOVERNOR JOHN ENGLER

**CENTER FOR
CHARTER SCHOOLS**

CENTRAL MICHIGAN UNIVERSITY

THE GOVERNOR JOHN ENGLER CENTER FOR CHARTER SCHOOLS
CENTRAL MICHIGAN UNIVERSITY | MOUNT PLEASANT, MI 48859
(989) 774-2100 | www.TheCenterForCharters.org