



THE GOVERNOR JOHN ENGLER  
**CENTER FOR  
CHARTER SCHOOLS**  
CENTRAL MICHIGAN UNIVERSITY

# SPRING 2022-23 ACADEMIC PERFORMANCE REPORT

*Oakland FlexTech High School*

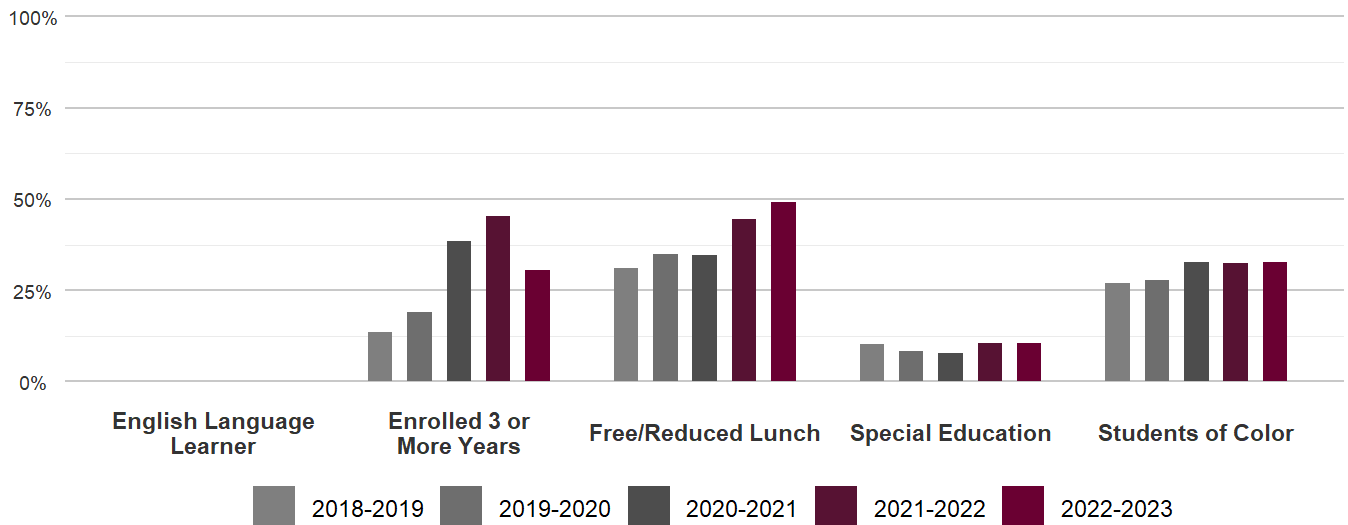


September 2023

# Oakland FlexTech High School

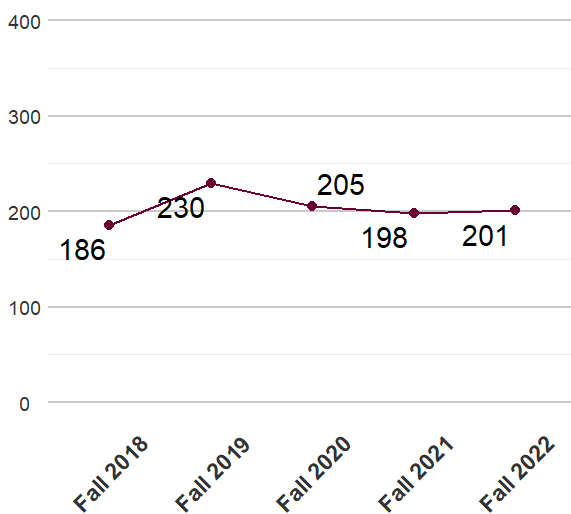
## SPRING 2022-23 ACADEMIC PERFORMANCE REPORT

### Overview



	2018-19	2019-20	2020-21	2021-22	2022-23
English Language Learner	0.0%	0.0%	0.0%	0.0%	0.0%
Special Education	10.2%	8.3%	7.8%	10.6%	10.4%
Free/Reduced Lunch	31.2%	34.8%	34.6%	44.4%	49.3%
Students of Color	26.9%	27.8%	32.7%	32.3%	32.8%
Enrolled 3 or More Years	13.4%	19.1%	38.5%	45.5%	30.5%

### Enrollment



### Where Students Come From

Assigned District	Students
Redford Union Schools, District No. 1	41
Livonia Public Schools School District	30
Farmington Public School District	27
Detroit Public Schools Community District	21
South Lyon Community Schools	12
Walled Lake Consolidated Schools	11
Northville Public Schools	10
Plymouth-Canton Community Schools	10
Novi Community School District	9
Other	32

# Oakland FlexTech High School

## SPRING 2022-23 ACADEMIC PERFORMANCE REPORT

### Scholastic Aptitude Test (SAT)

The Scholastic Aptitude Test (SAT) is an assessment given during each school year. The state of Michigan requires that the Academy assess all grade 11 students using the SAT in Evidence Based Reading and Writing (EBRW) and Mathematics. For Academies that serve high school students, the Charter Contract contains goals related to SAT performance in several ways. The primary goal associated with the SAT is that 60% of students meet the CCR benchmarks in EBRW and 40% of students meet the CCR benchmarks in Mathematics. If the Academy does not meet the primary target, they can demonstrate progress toward meeting the target by exhibiting a positive trend, over-time. The Center also compares each Academy's performance to traditional districts where students would otherwise attend if not enrolled at the Academy. The Center uses a weighted average to calculate the performance of a "composite district" representing all districts where students at the Academy would otherwise attend. This "district" is called the Composite Resident District (CRD).

### Achievement

SAT (grade 11) in Evidence-Based Reading and Writing (EBRW) and Mathematics help us measure whether students are 'on-track' towards college readiness. The percentage of students meeting or surpassing grade level college readiness benchmarks on the SAT gives us a sense of how the school is performing towards this goal.

#### 2022-23 - Percent of Students at the Academy Who Meet SAT College and Career Readiness (CCR) Benchmarks



### Comparative Achievement (CRD) - SAT

The percentage of students meeting or surpassing grade level on-track benchmarks is compared to the school's Composite Resident District percentage. This illustrates to us how the school is performing in preparing students for college and career readiness compared to the schools where students would attend based on residency. The metric presented displays the difference between the percentage of the Academy's students that meet the benchmark and the percentage of the CRD's students that meet the benchmark.

#### 2022-23 - Percent of Students at the Academy Who Meet SAT College and Career Readiness (CCR) Benchmarks vs. CRD

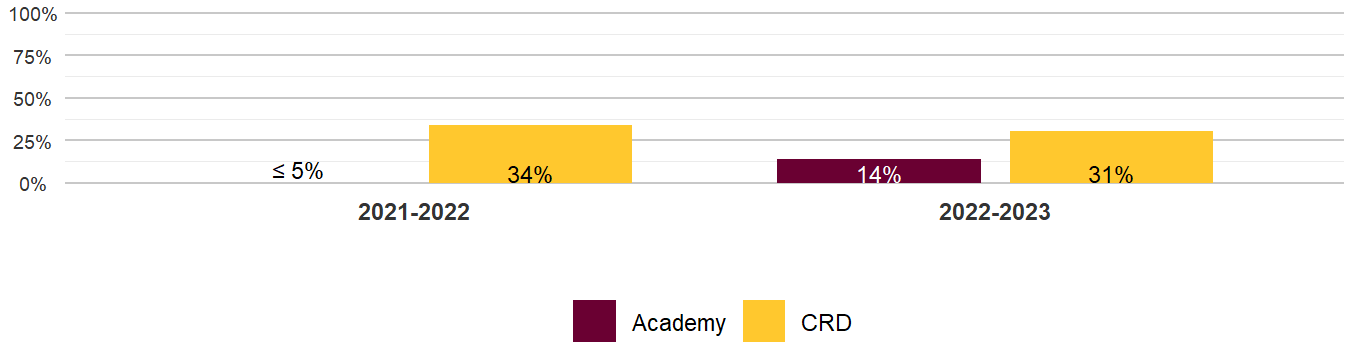


# Oakland FlexTech High School

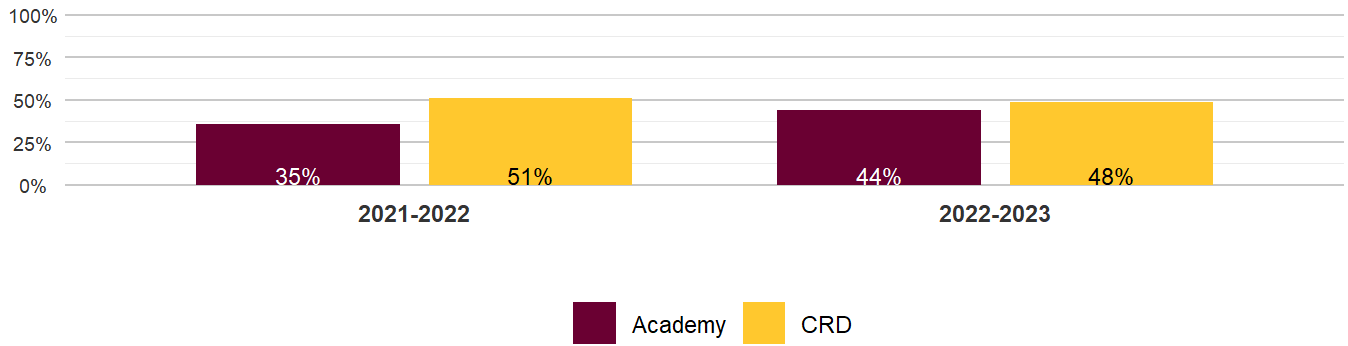
## Spring 2022-23 ACADEMIC PERFORMANCE REPORT

### Percent of Students at the Academy Who Meet SAT College and Career Readiness (CCR) Benchmarks vs. CRD

#### School-Wide by Year Mathematics



#### EBRW





THE GOVERNOR JOHN ENGLER CENTER FOR CHARTER SCHOOLS  
CENTRAL MICHIGAN UNIVERSITY | MOUNT PLEASANT, MI 48859  
(989) 774-2100 | [www.TheCenterForCharters.org](http://www.TheCenterForCharters.org)