



THE GOVERNOR JOHN ENGLER
**CENTER FOR
CHARTER SCHOOLS**
CENTRAL MICHIGAN UNIVERSITY

SPRING 2023-2024 ACADEMIC PERFORMANCE REPORT

Bridge Academy of Southwest Michigan

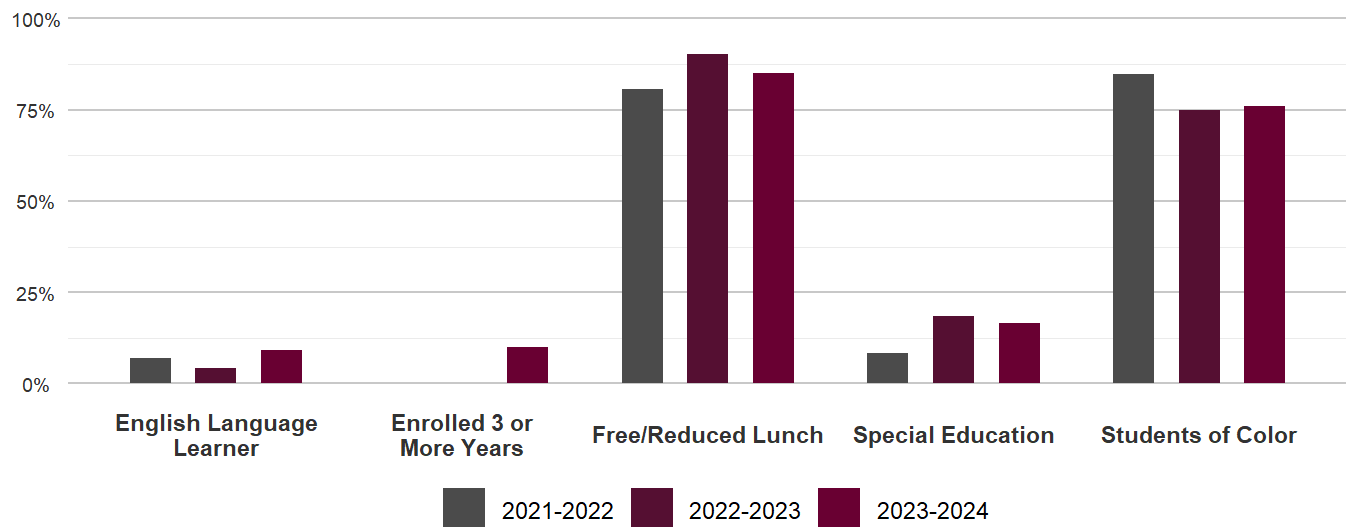


March 2025: State Assessment Update

Bridge Academy of Southwest Michigan

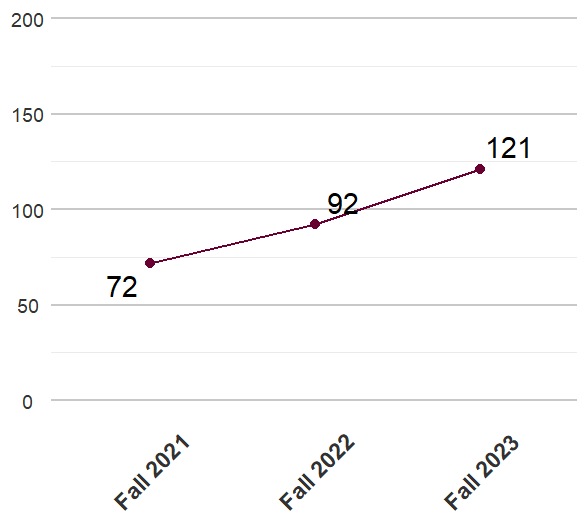
SPRING 2023-2024 ACADEMIC PERFORMANCE REPORT

Overview



	2021-22	2022-23	2023-24
English Language Learner	6.9%	4.3%	9.1%
Special Education	8.3%	18.5%	16.5%
Free/Reduced Lunch	80.6%	90.2%	85.1%
Students of Color	84.7%	75.0%	76.0%
Enrolled 3 or More Years	0.0%	0.0%	9.9%

Enrollment



Where Students Come From

Assigned District	Students
Benton Harbor Area Schools	88
St. Joseph Public Schools	10
Coloma Community Schools	7
Lakeshore School District (Berrien)	6
Watervliet School District	4
Eau Claire Public Schools	2
Buchanan Community Schools	1
Edwardsburg Public Schools	1
Paw Paw Public School District	1
River Valley School District	1

Bridge Academy of Southwest Michigan

SPRING 2023-2024 ACADEMIC PERFORMANCE REPORT

Scholastic Aptitude Test (SAT)

The state of Michigan requires that each student take the Scholastic Aptitude Test (SAT) in 11th grade. For Academies that serve high school students, the Charter Contract contains goals related to SAT performance. The primary goal associated with the SAT is that the percentage of students who meet the College and Career Readiness Benchmarks (CCR) in Reading & Writing, and in Mathematics meets or exceeds the statewide percentage of students who meet those same benchmarks. If an Academy does not meet the primary target, they can demonstrate progress toward meeting the target by exhibiting a positive trend, over time. The Center also compares each Academy's performance to traditional districts where students would otherwise attend if not enrolled at the Academy. The Center uses a weighted average to calculate the performance of a "composite district" representing all districts where students at the Academy would otherwise attend. This "district" is called the Composite Resident District (CRD).

Achievement

SAT (grade 11) in Reading & Writing and Mathematics help us measure whether students are 'on-track' towards college readiness. The percentage of students meeting or surpassing grade level college readiness benchmarks on the SAT gives us a sense of how the school is performing towards this goal.

2023-2024 - Percent of Students at the Academy Who Meet SAT College and Career Readiness (CCR) Benchmarks



Due to changes in the mode of test administration for PSAT/SAT, year-over-year comparisons between 2022-2023 and 2023-2024 are not reliable. **Please see the Guidance Document for more information.**

Comparative Achievement (CRD) - SAT

The percentage of students meeting or surpassing grade level on-track benchmarks is compared to the school's CRD percentage. This illustrates to us how the school is performing in preparing students for college and career readiness compared to the schools where students would attend based on residency. The metric presented displays the difference between the percentage of the Academy's students that meet the benchmark and the percentage of the CRD's students that meet the benchmark.

2023-2024 - Percent of Students at the Academy Who Meet SAT College and Career Readiness (CCR) Benchmarks vs. CRD



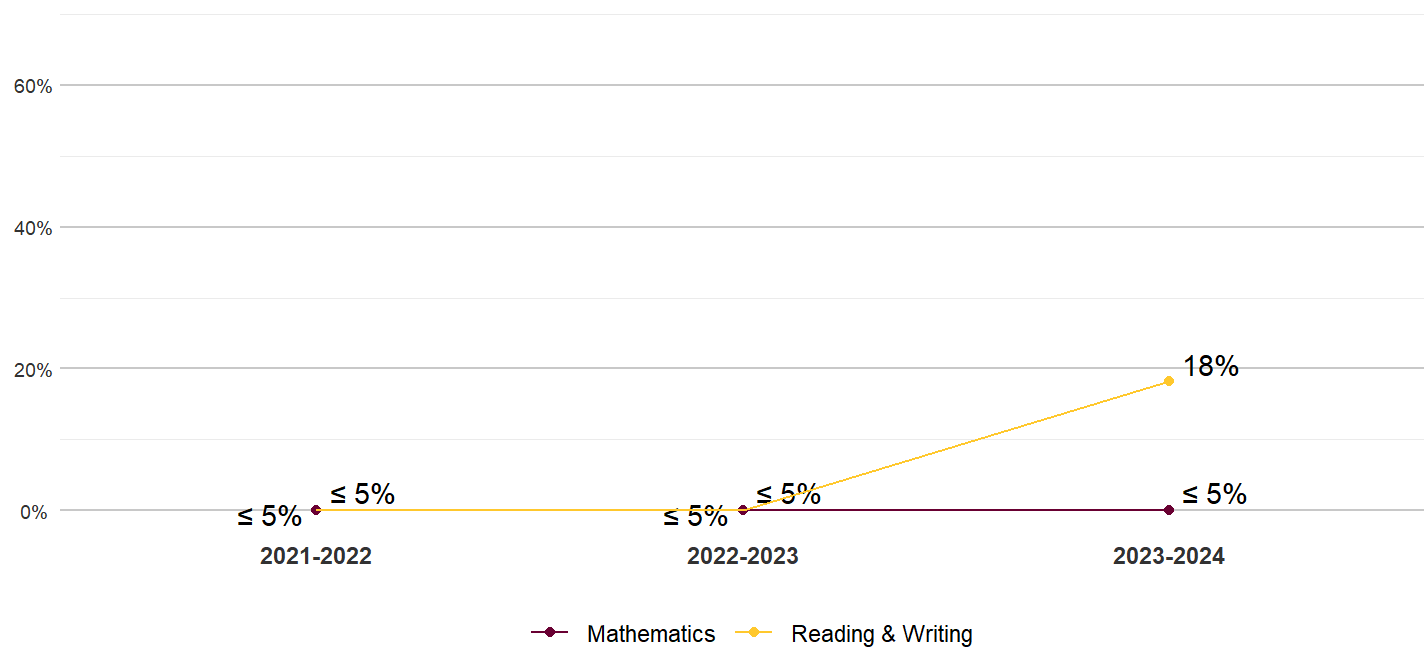
* Family Education Rights and Privacy Act (FERPA). Federal law that prohibits student-identifiable education data from being publicly disseminated. A group of 5% or fewer students may be considered to contain student-identifiable data.

Bridge Academy of Southwest Michigan

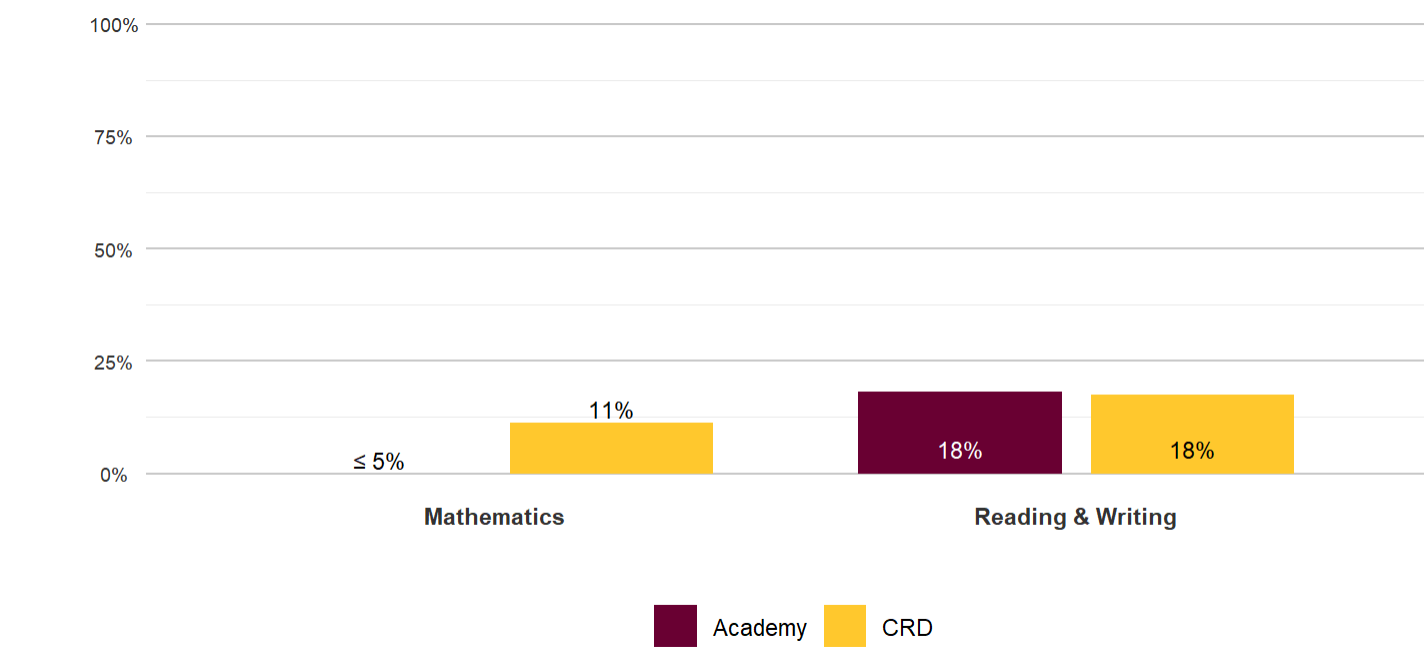
SPRING 2023-2024 ACADEMIC PERFORMANCE REPORT

SAT Benchmark Performance

Percent of Students meeting the College and Career Readiness (CCR) Benchmark



2023-2024 Percent of Students at the Academy Who Meet SAT College and Career Readiness (CCR) Benchmarks vs. CRD



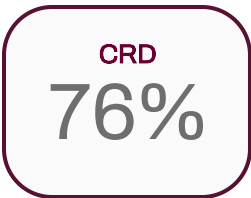

Bridge Academy of Southwest Michigan

SPRING 2023-2024 ACADEMIC PERFORMANCE REPORT

Comparative Graduation Rate

An additional measure of Post-Secondary Readiness outlined in the Charter Contract is the Comparative Graduation Rate. The requirement is that the 4-year graduation rate for students at the academy will meet or surpass the school's Composite Resident District's (CRD) 4-year graduation rate.

2023-2024 - Academy 4-year Graduation Rate vs. the CRD 4-year Graduation Rate



Bridge Academy of Southwest Michigan

SPRING 2023-2024 ACADEMIC PERFORMANCE REPORT

School Specific Measure of Student Progress: Course Completion

The average number of courses completed by students at Bridge Academy of Southwest Michigan will increase each year. Data was last collected by the Center for Charter Schools in the spring of 2022. At that time, students completed an average of two courses.

2023-24 - Average Number of Courses Completed

5



THE GOVERNOR JOHN ENGLER

**CENTER FOR
CHARTER SCHOOLS**

CENTRAL MICHIGAN UNIVERSITY

THE GOVERNOR JOHN ENGLER CENTER FOR CHARTER SCHOOLS
CENTRAL MICHIGAN UNIVERSITY | MOUNT PLEASANT, MI 48859
(989) 774-2100 | www.TheCenterForCharters.org