



THE GOVERNOR JOHN ENGLER
**CENTER FOR
CHARTER SCHOOLS**
CENTRAL MICHIGAN UNIVERSITY

SPRING 2023-2024 ACADEMIC PERFORMANCE REPORT

Flex High School of Michigan

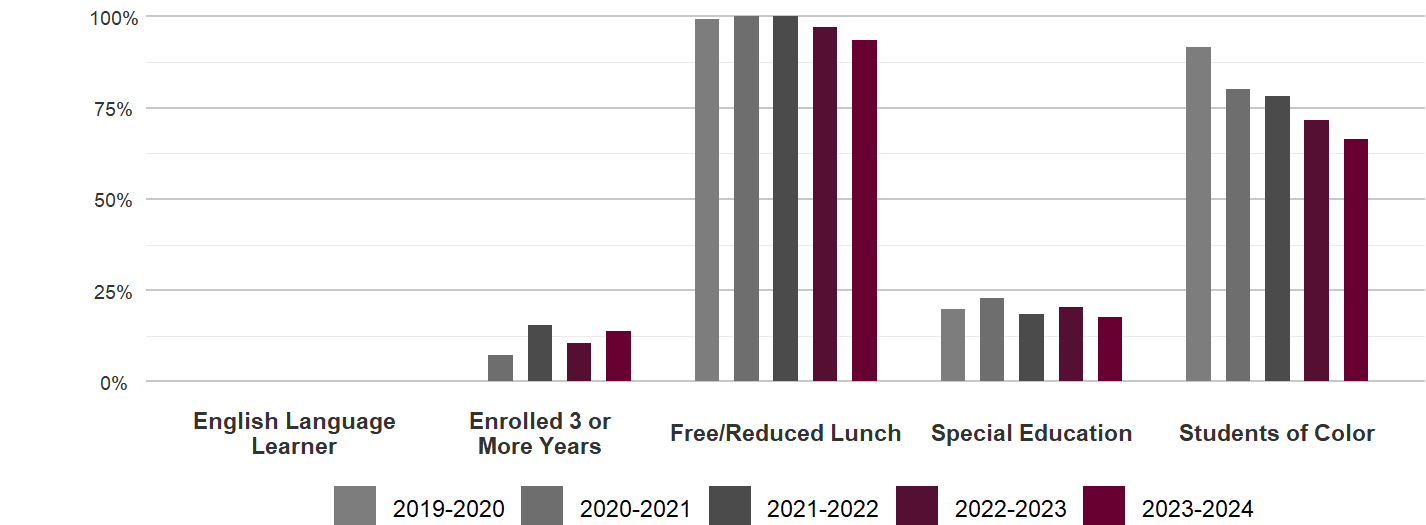


August 2024

Flex High School of Michigan

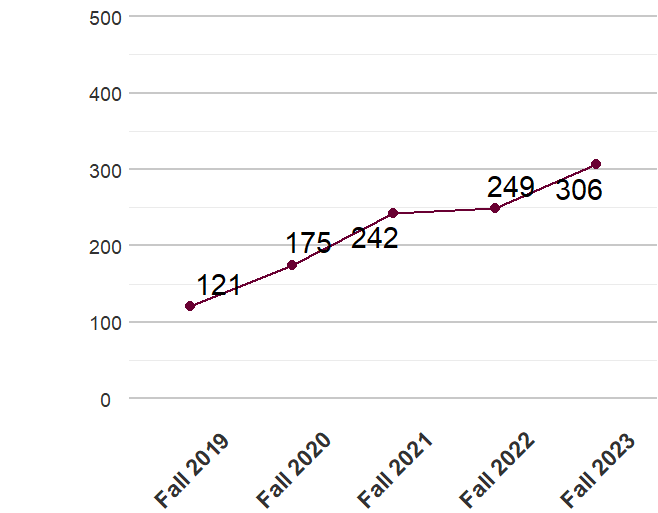
SPRING 2023-2024 ACADEMIC PERFORMANCE REPORT

Overview



	2019-20	2020-21	2021-22	2022-23	2023-24
English Language Learner	0.0%	0.0%	0.0%	0.0%	0.0%
Special Education	19.8%	22.9%	18.6%	20.5%	17.6%
Free/Reduced Lunch	99.2%	100.0%	100.0%	97.2%	93.5%
Students of Color	91.7%	80.0%	78.1%	71.5%	66.3%
Enrolled 3 or More Years	0.0%	7.3%	15.6%	10.4%	13.7%

Enrollment



Where Students Come From

Assigned District	Students
Flint, School District of the City of	296
Bendle Public Schools	3
Mt. Morris Consolidated Schools	2
Bentley Community School District	1
Davison Community Schools	1
Flushing Community Schools	1
Grand Blanc Community Schools	1
Kearsley Community School District	1

Flex High School of Michigan

SPRING 2023-2024 ACADEMIC PERFORMANCE REPORT

Educational Goals for Schools serving Opportunity Youth

Central Michigan University authorizes schools that predominately serve students considered Opportunity Youth. These schools are often designed specifically to meet the needs of the unique student population they serve. The Educational Goals contained in their Charter Contract have been adapted to reflect the students they serve and their unique mission. Schools serving Opportunity Youth are drop-out recovery schools and schools that have a mission to serve students who are 16 years or older and are severely off-track to graduate from high school on time.

Standardized Measure: Grade-Level Equivalency

The Center uses NWEA MAP Growth scores in the fall to determine the grade-level of each student enrolled at the school using the NWEA national norms and their fall test score. The Center uses the fall test score as a baseline and expects that each student will progress at least one grade-level between the fall and spring administration of the assessment. The percentage of students progressing by at least one grade level informs us of the proportion of students advancing by at least one grade between the fall and spring assessments in math and reading. Schools are expected to demonstrate that at least 50% of eligible students make at least one year's progress in each subject.

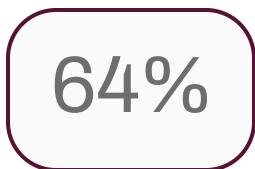
2023-24 - Percent of Students Meeting Goal



School Specific Measure of Student Progress: Student Enrollment

The Center, school management, and the school's governing board work together to identify metrics associated with a successful academic program for the population of students each eligible school serves. In this case, students demonstrating success at Flex High School of Michigan have remained enrolled for at least one school year. The school's target, established during the collaborative development of the metric, is that at least 40% of the students at the school remain enrolled for at least one school year.

2023-24 - Percent of Students enrolled for at least one year





THE GOVERNOR JOHN ENGLER

**CENTER FOR
CHARTER SCHOOLS**

CENTRAL MICHIGAN UNIVERSITY

THE GOVERNOR JOHN ENGLER CENTER FOR CHARTER SCHOOLS
CENTRAL MICHIGAN UNIVERSITY | MOUNT PLEASANT, MI 48859
(989) 774-2100 | www.TheCenterForCharters.org