



THE GOVERNOR JOHN ENGLER
**CENTER FOR
CHARTER SCHOOLS**
CENTRAL MICHIGAN UNIVERSITY

SPRING 2023-2024 ACADEMIC PERFORMANCE REPORT

Oakland FlexTech High School

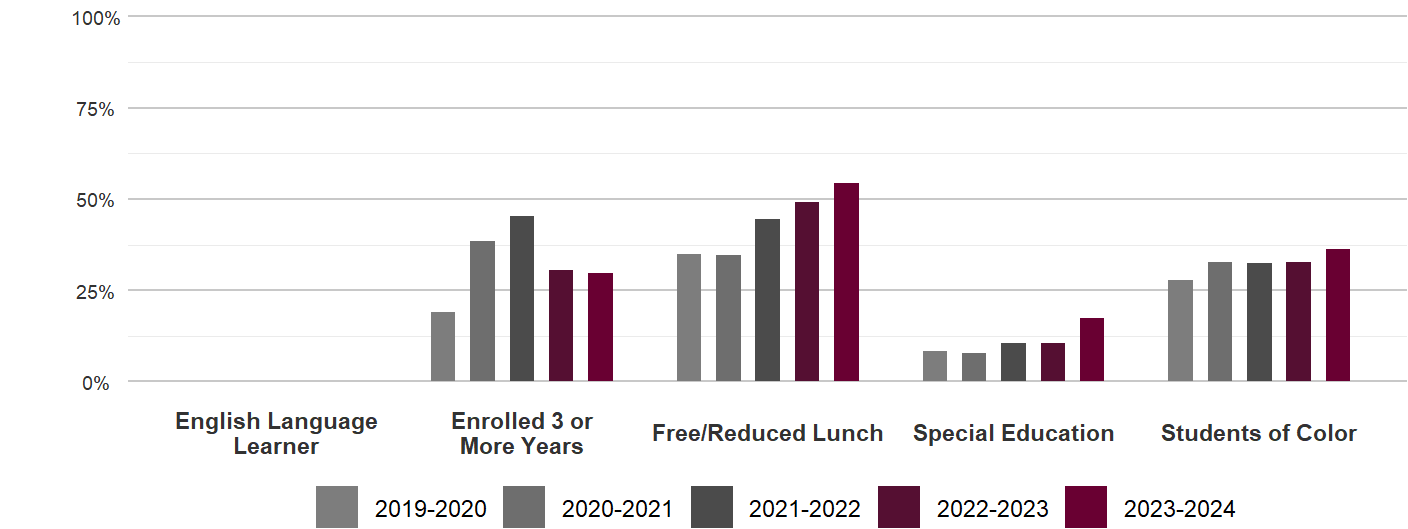


March 2025: State Assessment Update

Oakland FlexTech High School

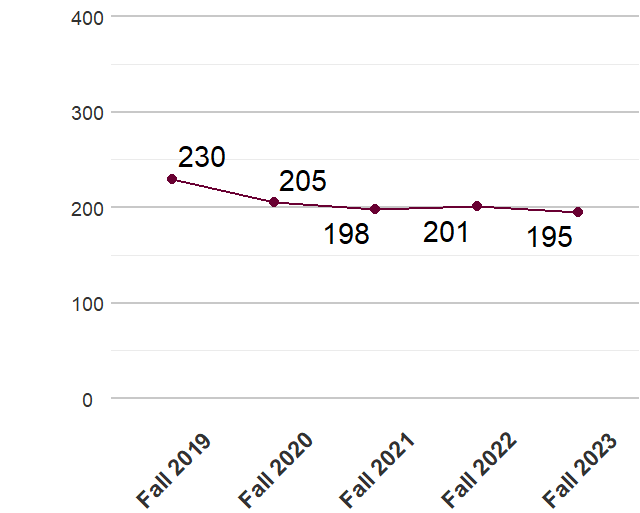
SPRING 2023-2024 ACADEMIC PERFORMANCE REPORT

Overview



	2019-20	2020-21	2021-22	2022-23	2023-24
English Language Learner	0.0%	0.0%	0.0%	0.0%	0.0%
Special Education	8.3%	7.8%	10.6%	10.4%	17.4%
Free/Reduced Lunch	34.8%	34.6%	44.4%	49.3%	54.4%
Students of Color	27.8%	32.7%	32.3%	32.8%	36.4%
Enrolled 3 or More Years	19.1%	38.5%	45.5%	30.5%	29.6%

Enrollment



Where Students Come From

Assigned District	Students
Redford Union Schools, District No. 1	48
Livonia Public Schools School District	28
Farmington Public School District	23
Detroit Public Schools Community District	21
South Lyon Community Schools	12
Wayne-Westland Community School District	9
Novi Community School District	8
Plymouth-Canton Community Schools	8
Northville Public Schools	7
Other	32

Oakland FlexTech High School

SPRING 2023-2024 ACADEMIC PERFORMANCE REPORT


Scholastic Aptitude Test (SAT)

The state of Michigan requires that each student take the Scholastic Aptitude Test (SAT) in 11th grade. For Academies that serve high school students, the Charter Contract contains goals related to SAT performance. The primary goal associated with the SAT is that the percentage of students who meet the College and Career Readiness Benchmarks (CCR) in Reading & Writing, and in Mathematics meets or exceeds the statewide percentage of students who meet those same benchmarks. If an Academy does not meet the primary target, they can demonstrate progress toward meeting the target by exhibiting a positive trend, over time. The Center also compares each Academy's performance to traditional districts where students would otherwise attend if not enrolled at the Academy. The Center uses a weighted average to calculate the performance of a "composite district" representing all districts where students at the Academy would otherwise attend. This "district" is called the Composite Resident District (CRD).

Achievement

SAT (grade 11) in Reading & Writing and Mathematics help us measure whether students are 'on-track' towards college readiness. The percentage of students meeting or surpassing grade level college readiness benchmarks on the SAT gives us a sense of how the school is performing towards this goal.

2023-2024 - Percent of Students at the Academy Who Meet SAT College and Career Readiness (CCR) Benchmarks



Due to changes in the mode of test administration for PSAT/SAT, year-over-year comparisons between 2022-2023 and 2023-2024 are not reliable. **Please see the Guidance Document for more information.**

Comparative Achievement (CRD) - SAT

The percentage of students meeting or surpassing grade level on-track benchmarks is compared to the school's CRD percentage. This illustrates to us how the school is performing in preparing students for college and career readiness compared to the schools where students would attend based on residency. The metric presented displays the difference between the percentage of the Academy's students that meet the benchmark and the percentage of the CRD's students that meet the benchmark.

2023-2024 - Percent of Students at the Academy Who Meet SAT College and Career Readiness (CCR) Benchmarks vs. CRD

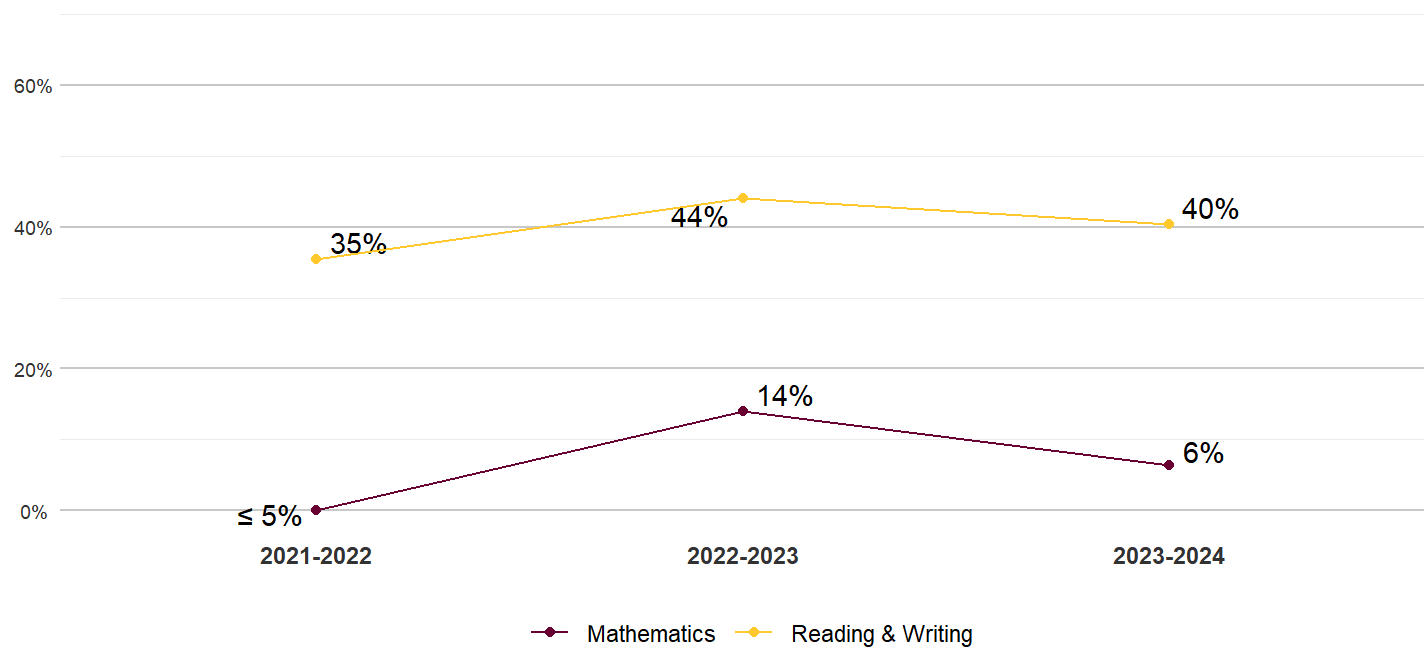


Oakland FlexTech High School

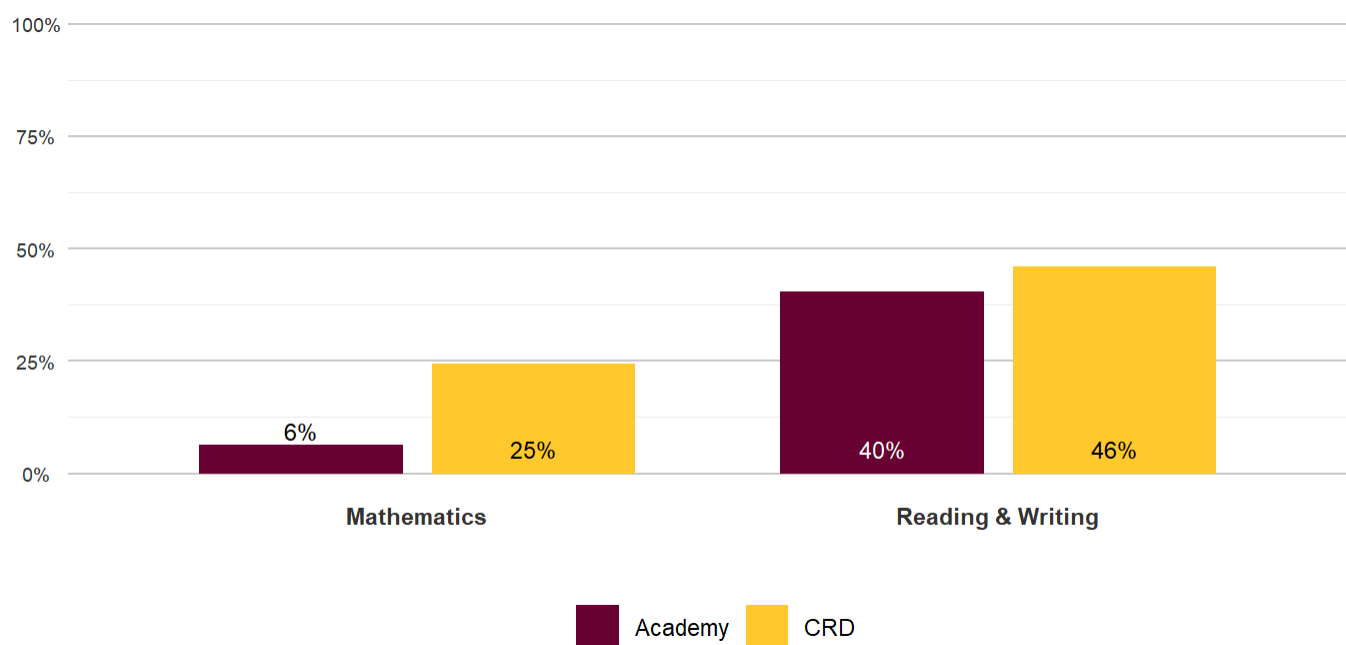
SPRING 2023-2024 ACADEMIC PERFORMANCE REPORT

SAT Benchmark Performance

Percent of Students meeting the College and Career Readiness (CCR) Benchmark



2023-2024 Percent of Students at the Academy Who Meet SAT College and Career Readiness (CCR) Benchmarks vs. CRD



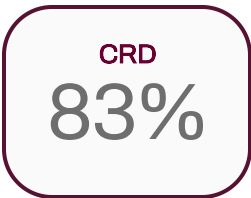

Oakland FlexTech High School

SPRING 2023-2024 ACADEMIC PERFORMANCE REPORT

Comparative Graduation Rate

An additional measure of Post-Secondary Readiness outlined in the Charter Contract is the Comparative Graduation Rate. The requirement is that the 4-year graduation rate for students at the academy will meet or surpass the school's Composite Resident District's (CRD) 4-year graduation rate.

2023-2024 - Academy 4-year Graduation Rate vs. the CRD 4-year Graduation Rate





THE GOVERNOR JOHN ENGLER

**CENTER FOR
CHARTER SCHOOLS**

CENTRAL MICHIGAN UNIVERSITY

THE GOVERNOR JOHN ENGLER CENTER FOR CHARTER SCHOOLS
CENTRAL MICHIGAN UNIVERSITY | MOUNT PLEASANT, MI 48859
(989) 774-2100 | www.TheCenterForCharters.org