


**Define,
Deepen,
Discover**



Using a Visible Thinking Routine
to Explore Concepts in Detail



Today we are here on the beautiful lands maintained for generations by the Anishinaabe people, the indigenous inhabitants of Michigan with whom we continue to partner today here at Central Michigan University.





National Council of
Teachers of English®

Being an anti-racist educator is a verb.

As our nation seems to grapple with acts of hatred more frequently, we, as educators, must consider our actions. We need to consider where we've spoken and where we've been silent in terms of quelling the growing violence our country faces. These perpetrators were once students. Our teaching must therefore be an act that addresses, challenges and dismantles racism in all its forms.

Anti-racist educators actively confront and challenge racism.

NCTE members Keisha Rembert, Patrick Harris, and Felicia Hamilton,
members of the NCTE Committee Against Racism and Bias in the Teaching of English

Troy Hicks

Professor of English and
Education
Central Michigan University

hickstro@gmail.com

[@hickstro](#)

hickstro.org



1.

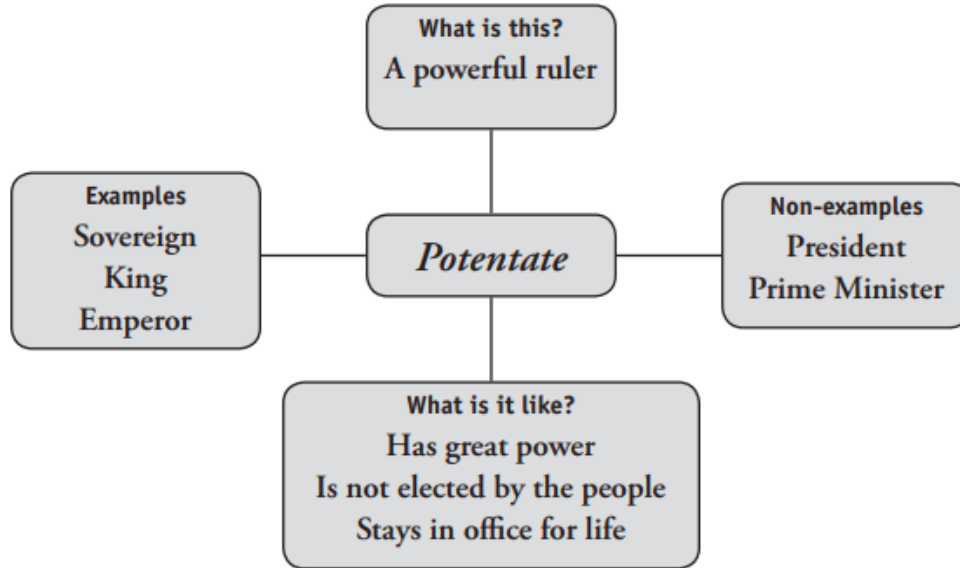
Define

Using the Frayer model/definition map



“Teacher Toolkit: Frayer Model” from ESC Region 13

Concept of Definition Map -



Fraye Model < - > Definition Map (Pages 21 - 22 in PDF)

ThoughtCo. | 60 Writing Topics for Extended Definitions Search

60 Writing Topics for Extended Definitions

These essays go beyond dictionary entries using analysis and examples

[f SHARE](#) [FLIP](#) [EMAIL](#) [PRINT](#)



Withthaya Prasongsin / Getty Images

The image shows a screenshot of a webpage from ThoughtCo. The page title is "60 Writing Topics for Extended Definitions" with a subtitle "These essays go beyond dictionary entries using analysis and examples". Below the title are social sharing buttons for Facebook (SHARE), Flipboard (FLIP), Email, and Print. The main content area features a photograph of an open book on a desk in a library, with bookshelves filled with books in the background. A small "Print" icon is visible in the bottom right corner of the image. The photo credit "Withthaya Prasongsin / Getty Images" is at the bottom of the image.

Choose a Topic

2.

Deepen

Moving into a digital writing space

(Insert your title here)

Write your instructions in this box. Or, if you don't want to, you don't have to ... just delete this text box and use the graphic organizer by itself! (Note that there's no place for student name. If they're turning it in digitally, there's likely no need! If you plan to print this organizer, you might want to add a name line.)

Definitions Text goes here	Characteristics Text goes here
Examples Text goes here	Non-Examples Text goes here

DITCH THAT TEXTBOOK

Definition:	Characteristics:
Word	
Examples:	Examples: Non-Examples:

Transfer your writing... add links/images... and more writing

Definition:

Characteristics:

Word

Examples:

Examples: Non-Examples:

3.

Discover

Writing to learn from the Frayer model,
moving to an extended definition

2 Definition Essay Examples That Define It All

June 14, 2017



It's time to write yet another essay, and you're looking for help so you can write a good definition essay. But how do you define "good"?

Looking at a mentor text
(“ Clearer ” versions)

ENGL393 > Pages > 11 techniques for writing extended definitions

Fall 2015

Home

Syllabus

Modules

Quizzes

Courses

Assignments

Panopto Recordings

PWP Lib Resources

Clickers

Course Reserves

11 techniques for writing extended definitions

Techniques of Extended Definition

As our readings indicate, defining a term can begin with a synonym, a brief phrase, or a formal sentence that explains the term/field in its most basic form. But this assignment requires you to write an extended definition using the tactics below. The techniques you use will depend on what is appropriate for audience and subject matter. These techniques are listed below:

1. **Etymology:** Explaining origin of the word itself
2. **History:** If relevant and helpful for explaining the term, discussing the history of the term/its use/controversies associated with it
3. **Cause and Effect:** Discussing how the situation came about and what effects it may have
4. **Description:** Listing and defining the component parts
5. **Principles of Operation:** Discussing how topic in question functions, including any special materials or conditions required; "how it works"
6. **Classification:** Showing how the topic fits into a larger category



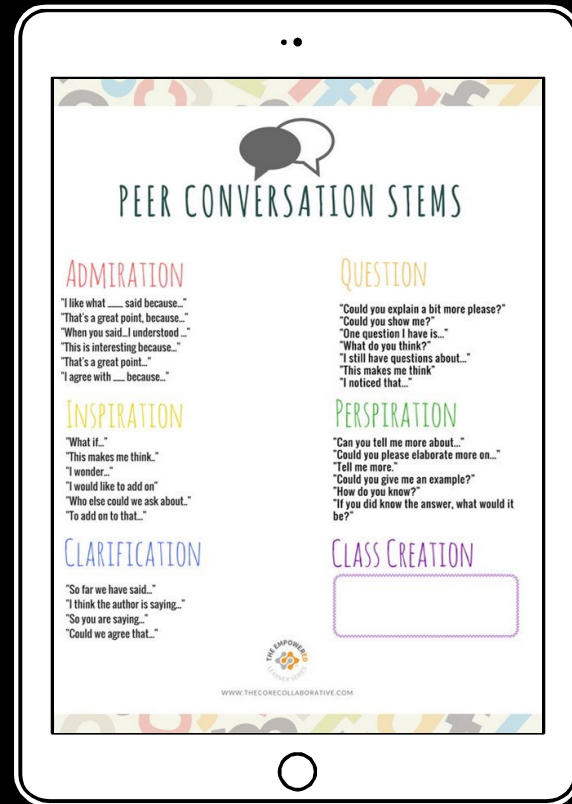
Getting started with templates...



In discussions of _____, one controversial issue has been _____. On the one hand, _____ argues _____. On the other hand, _____ opposes _____. Others even believe _____. My own view is _____.

Responding to Writers

Peer Conversation Stems
from the Core
Collaborative





Credits

Special thanks to all the people who made and released these awesome resources for free:

- Presentation template by [SlidesCarnival](#)
- Photographs by [Unsplash](#)