

To and THROUGH College

Introductions

Dr. David Williams III

Director of College Programming

Terran Davis

Alumni Success Coordinator

Malika Velinor

Dean of College Success

Agenda

1. Introductions
2. Data Review
3. Small Group Discussion
4. Journey Map
5. Whole Group Discussion
6. Conclusions & Opportunities
7. Survey

Mission Aligned Work

Jalen Rose Leadership Academy will empower all scholars to develop the strength of character, skills, and knowledge needed **to matriculate, be great in, and graduate from college** , so that they have opportunities to be successful in the competitive world and to take care of themselves and the people they love.

State Data

- In a recent report, "[Broken Mirrors](#)" by The Education Trust. , Michigan ranked the third -worst out of 41 states the report examined for black student enrollment at four -year institutions in 2016. Only **8.7 percent** of undergraduate students at Michigan's 15 public universities are black, while it should be **17.1 percent** , according to the report.
- Additionally, black graduates make up a fraction of their white counterparts: In Michigan, **25.9 percent of African Americans** have a college degree, compared with **41.6 percent of whites** .

<https://www.detroitnews.com/story/news/local/michigan/2019/04/02/michigan-universities-black-enrollment/3290299002/>

State Data

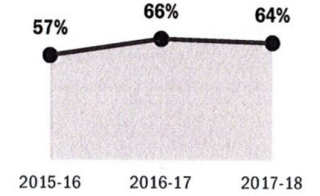
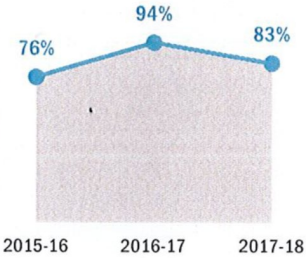
<https://www.detroitnews.com/story/news/local/michigan/2019/04/02/michigan-universities-black-enrollment/3290299002/>

- The highest percentage of black students were enrolled at Eastern Michigan University (**19.6 percent**), Wayne State University (**17.2 percent**) and the University of Michigan -Flint (**14.1 percent**) in 2016
- The lowest percentage of black students were enrolled at UM (**4.3 percent**), Michigan State University (**7 percent**), and the **lowest** is Michigan Technological University (**1.1 percent**).
- The six-year graduation rate for black students in 2016 was the worst at the institutions that enrolled the most black students: Wayne State University (**17.4 percent**), Saginaw Valley State University (**19.5 percent**) and Eastern Michigan University (**20.4 percent**).

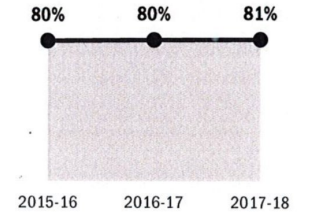
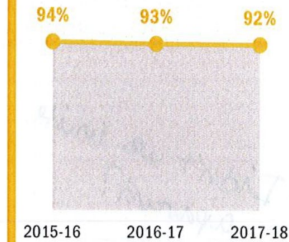
JRLA Data

Although we've had some early successes, we are noticing our students are running into the same issue when they persist through college.

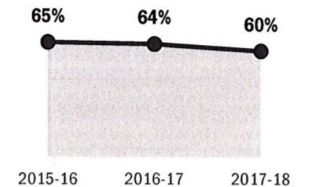
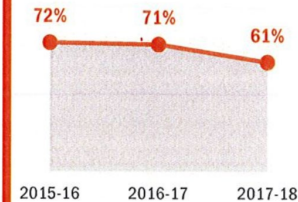
**%
COMPLETED
FAFSA**



**%
GRADUATED**



**%
ENROLLED
w/in 6 mon**



Blah, Blah, Blah

But data is SOOOOO
BORING....

So we created an
alternative way to access
the data...

Journey Map!

Pre-Journey Questions

Before the map:

- How do you know you have an effective school-wide college going culture?
- Do you believe high school counselors should be held responsible for how students fair?
- Name 2-3 shifts that must happen in K-12 education to encourage college persistence.

Journey Map



Small Group Discussion

- What are two major take -aways you got from the journey map?
- After hearing this, what are the implications for how you impact students in your position?
- What do you think **students** need to do differently?
- What do you think **high schools** need to do differently?
- What do you think **colleges** need to do differently?

Whole Group Discussion

- What are two major takeaways you got from the journey map?
- After hearing this, what are the implications for how you impact students in your position?
- What do you think **students** need to do differently?
- What do you think **high schools** need to do differently?
- What do you think **colleges** need to do differently?

Conclusion

Steps we have taken:

- Create better partnerships with colleges
 - Include MOUs, scholarships, sharing of data
- CBS class for each grade level
 - School time dedicated to post-secondary and career exposure
- Caseloads and more individualized attention
- Introduction to Blackboard and digital resources
- Family meetings (before senior year)
- Senior Success Days/ Orientation
- College-----> Post-Secondary

Opportunities



- This data can be heavy to sit with
- Create equity based solutions

One thing I want to leave you with is:

- How do we help continue to push accountability at all levels, so ALL students especially those who are particularly vulnerable, so we can reach our ultimate goal of a more educated and thoughtful society?

Questions?

Survey!

Feel free to contact us!

Dr. David Williams III - dwilliams@promiseschools.org

Terran Davis - davist@jrladetroit.com

Malika Velinor - velinorm@jrladetroit.com